



- The Pup-Head® and Go Spot® components can be cleaned outdoors or indoors. Separate the grass mat and drainage depending on the unit you have purchased. If using Pup-Fresh™ absorbing granules, shake the mat to remove granules and dispose of granules in tray. Rinse and apply new Pup-Fresh.
- Drain any liquids remaining in tray. Rinse, and let soak for 30 minutes in mild detergent or enzyme cleaner, rinse again thoroughly. Shake the grass well and let it air dry. Reusable absorbent pads can be rinsed and then washed and dried in machine. After grass has dried reapply Pup-Fresh™ granules.
- If using the Pup-Head Lite® product. Separate the Pup-Grass® Mat from Pup-Pad™ Disposable Pad and Washable Flexi Pad.™ dispose of soiled disposable pad. Place Pup-Grass Mat in laundry sink or tub with water and cleaning solution, let soak for 10 minutes and rinse thoroughly.
- Machine Wash/Dry on Washable Flexi Pad. Perma-Press Do Not Exceed 185° Do Not Use Fabric Softener
- Refresh the nap of your Pup-Grass® mat by brushing against the grain with a brush. This restores the natural grass look to the mat, and promotes optimal drainage. We recommend Pup-Fresh™ granules which also act as an infill and absorbs urine odor.

### Roll 'n' Go ®Features:



### Pup-Head® Features:



## Pup•Pads™



Pup-Pads™ Disposable Absorbent Pads Super Absorbent, Odor-Controlling Pads Designed to Fit Pup-Head, Pup-Head Lite® and Go Spot Dog Potties. Features Include: Tri- Layered Construction Micro Quilted to Absorb More Liquids.

## Pup•Zymes™



Pup-Zymes™ Odor and Stain Eliminator is an all-natural, professional strength concentrate. Mix in varying concentrations with water for spot cleaning and freshening, even machine carpet cleaning. Pup-Zymes™ effectively removes pet stains, as well as other household stains, and eliminates pet odors caused by dog urine, cat urine, and skunks.

## Pup•Fresh™



Pup-Fresh™ is an all-natural, non-toxic granular composition that neutralizes odors caused by urine by preventing the formation of ammonia that causes the noxious odors. Pup-Fresh™ will eliminate virtually all odors from accumulating on your artificial grass products.



LIFESTYLE PRODUCTS APPROVED BY DOGS



“The Original Dog Potties”

## Introducing Your Dog

Place the dog potty where you want your dog to use it. Lead your dog on a leash as if taking a walk or place them on the Pup-Grass® Mat.



Most dogs will use it instinctively when they smell the 100% organic attractant, and because Pup-Grass® mats look and feel like real grass.

If your dog is already house trained it may be necessary to do reverse training so they will use the dog potty when it is indoors. Place the Pup-Grass® mat where your dog normally relieves themselves. Continue doing this until your dog associates the Pup-Grass® with going outside.

Bring the grass mat back and place it on top of the collection tray each time. Coaching a dog to use

Pup-Gear® portable dog potties may vary depending on age, breed, and temperament. **Consistency is the key to success.** If your dog is used to wee pads, try placing the pad on top of the Pup-Grass® mat at first. Then, reduce the size of the pad daily so your dog gets used to the feel of the Pup-Grass® gradually.

Place the Pup-Grass® mat where your dog normally relieves themselves. Continue doing this until your dog associates the Pup-Grass® with going outside. Bring the grass mat back and place it on top of the collection tray each time. Coaching a dog to use

Pup-Gear® portable dog potties may vary depending on age, breed, and temperament.

Consistency is the key to success. If your dog is used to wee pads, try placing the pad on top of the Pup-Grass™ mat at first. Then, reduce the size of the pad daily so your dog gets used to the feel of the Pup-Grass® gradually.



## Potty Training Puppies

Puppies, like babies, have no bladder control. They need to be watched constantly. Confinement is the best option for preventing accidents.



You can choose the best method for you, a crate, or a small pen.


Place your puppy on the Pup-Grass® mat immediately after waking or eating, and also once per hour. Watch for signals that tell you when they need to relieve themselves.

Puppies have very small bladders and the urge to go is sudden! Puppies will be playing or entertaining themselves and suddenly they stop and begin to sniff the floor. This is when you pick the puppy up, and say it's "time to go potty!" Take your puppy to the Pup-Grass® mat and let it "smell the grass". Keep it on the grass until it does its business.

**Remember to praise your puppy!**

### NOTE

The Pup-Grass® texture is like a fun chew toy! If necessary, secure the four corners of the unit to prevent the puppy from lifting up the mat. Observe and correct your puppy if it attempts to use the area for anything other than a potty.



## About Pup-Grass®

All Pup-Head® and Go Spot Dog Potties® features Pup-Grass® Synthetic Grass Built For Dogs a lead safe product



developed especially for potty systems by PupGear®. The woven design allows instant drainage and easy cleaning. Pup-Grass is made with materials that are naturally antimicrobial and resistant to odor causing bacteria.

### The Attractant Scent



All our potty grass mats are Pre-Scented with our specially formulated 100% organic scent that attracts dogs instantly.

When your dog begins using the potty system regularly, the attractant will not be needed so don't worry about it washing off!

### Replacement Mats

Pup-Head® and Go Spot Dog® Mats are durable and long lasting. And you may want to have an extra one available while one is being washed.

