

PD5000 Sliding/Pocket Door Locks



Sliding/Barn Door

Pocket Door

Specifications

Standard door thickness: 1-3/4" (45mm). Thick Door Kits available
 1-3/8" (35mm) door thickness: See FH27..SL option on page 14
 Backset: 2-3/4" (70mm), 2-1/2" (64mm), 2" (50mm)
 Handing: Non-Handed
 Thumbturn Spindle: 5x5mm square
 Deadbolt: 1" (25.4mm)
 Cylinder: Schlage C keyway 5 pin mortise cylinder with 2 keys (KD). Other keyways available upon request.
 Keying Services available. Order Separately.

Application

For residential or commercial application

Material

Lockcase: Heavy Gauge Steel
 Deadbolt and Edge Pull: Brass and Stainless Steel
 Faceplate and Strike: Stainless Steel or Brass
 Cylinder: Solid Brass

Trim

Please see pages 12-19 for Flush Pull design options
 Please see pages 22-25 for Surface Pull design options
 See page 21 for ADA compliance information

Finish

Locks and Surface Pulls for Sliding/Barn Doors:

US32 (629) Bright Stainless Steel
 US32D (630) Satin Stainless Steel
 US19 (622) Flat Black

Lock and Flush Pulls for Pocket Doors:

See pages 12-13 for all Finish options

Lock Options



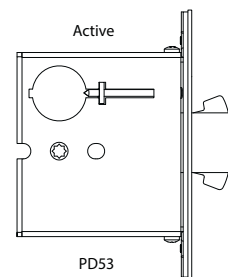
PD50-234 (2-3/4" Backset)
 PD50-212 (2-1/2" Backset)
 PD50-200 (2" Backset)
 Edge Pull only



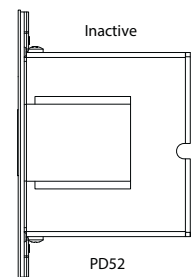
PD52-234 (2-3/4" Backset)
 PD52-212 (2-1/2" Backset)
 PD52-200 (2" Backset)
 Lockcase with built-in
 Dust Proof Strike for
 inactive pair of doors
 NO Edge Pull



PD53-234 (2-3/4" Backset)
 PD53-212 (2-1/2" Backset)
 PD53-200 (2" Backset)
 Lockcase with Deadbolt
 NO Edge Pull



PD53



PD52

Flush Pull Options



Finish Options

TRIM DESIGN	DOOR THICKNESS		BRASS MATERIAL										STAINLESS STEEL MATERIAL	
	1-3/8" +	1-3/4" or more	Brass Tones				Dark Tones		Silver Tones					
US3* (605)	US4 (606)	US7 (608)	38 (Aged Brass)	US10B (613)	US19 (622)	US14* (618)	US15 (619)	US26 (625)	US26D (626)	US32 (629)	US32D (630)			
FH27...	N/A	√	√	√	√	√	√	√	√	√	√	√	√	√
FH27...SL**	√	Use FH27	○	√	○	○	√	√	○	√	○	√	N/A	N/A
FH29...	N/A	√	√	√	√	○	√	√	√	√	○	√	√	√
FH31...	N/A	√	√	√	√	√	√	√	√	√	○	√	√	√
FH32...	N/A	√	√	√	√	√	√	√	√	√	○	√	√	√
FH22...	N/A	√	√	√	√	√	√	√	√	√	○	√	√	√
FH23...	N/A	√	√	√	√	√	√	√	√	√	○	√	√	√

√ = In stock; standard lead time 1-2 weeks

○ = Special Order; standard lead time 8-12 weeks, minimum order quantity may apply

N/A = Not Available

Finish Key:

US3 (605) Bright Brass - Lifetime PVD

US4 (606) Satin Brass

US7 (608) French Antique

US10B (613) Oil Rubbed Bronze

US19 (622) Flat Black (2-3 weeks lead time)

US14 (618) Polished Nickel (Brass) - Lifetime PVD

US15 (619) Satin Nickel (Brass)

US26 (625) Polished Chrome (Brass)

US26D (626) Satin Chrome (Brass)

US32 (629) Bright Stainless Steel - Lifetime

US32D (630) Satin Stainless Steel - Lifetime

38 - Aged Brass

* US3 (605) and US14 (618) are Lifetime PVD on Brass. See page 13 for more information and sample available colors.

** FH27..SL = Slim Trim for 1-3/8" Door with Face Fixing only. Not available as Keyed Entry Function (FH2703) or Privacy using TT08 Thumbturn (FH2782). Available in Passage/Dummy functions (FH2700) and Privacy /Patio functions with TT09 Thumbturn (FH2792) only.

Flush Pull Options

Stainless Steel

Stainless steel is a corrosion-resistant Lifetime metal, which makes it ideal for use on exterior doors that are subject to extreme weather conditions. INOX product has a stellar environmental track record with stainless steel manufacturing —our factories have state of the art processes that dramatically reduce carbon emissions, conserve energy, and recycle raw materials.

Our INOX line of stainless steel product brings out the beauty of the nickel content. Our hand polishing in the Satin Stainless Steel (US32D/630) finish exposes the elegant color and smooth texture of this rich metal and ensures a long-lasting finish compared to plating finishes.

Our mirror-like Bright Stainless Steel (US32/629) finish creates an elegant, modern look that complements and accentuates a variety of decors and architectural styles.



Satin Stainless Steel





Bright Stainless Steel

PVD - Physical Vapor Deposition

PVD is a process that produces a metal vapor deposited on electrically-conductive materials as a thin, highly adhered pure metal or alloy coating. A wide range of decorative PVD colors are available, including: Brass tones, Gold tones, Black to Grey, Silver tones (Nickel, Chrome), Copper and Bronze tones.



All of our PVD finishes are available in bright, satin or matte tones. Note that actual finish may differ from color shown.

Satin Brass Tone
PVDBright Brass Tone
PVDLight Bronze Tone
PVDDark Bronze Tone
PVDSatin Tone
PVD

Ceramic Coating

Ceramic coating not only provides a rainbow of new color options, but offers effective abrasive-resistance qualities for areas with adverse weather conditions. In addition to ceramic coating color options, clear ceramic coating adds protection to Stainless Steel. **Never use abrasive to clean ceramic coating.**

Flat Black is in stock; inquire about other options and minimum order quantities.

Flat Black
2-3 weeks lead timeWhite
4-6 weeks lead timeDark Brown
4-6 weeks lead timeClear
2-3 weeks lead time

Many other colors available!



FH27 Linear Flush Pull

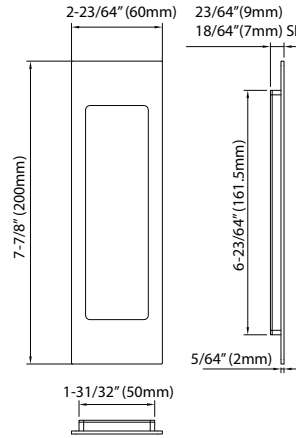
For PD8000/PD5000 Sliding & Pocket Door Locks



FH27 w/PD84



FH27 w/PD50



Specifications

Standard Door Thickness: 1-3/4" (45mm), Thick Door Kits available
 Slim Trim (SL) available for 1-3/8" (35mm) doors
 Handing: Non-Handed
 Thumbturn Spindle: 5x5mm square
 Deadbolt: 1" (25.4mm)
 Cylinder: Schlage C keyway 5 pin mortise cylinder with 2 keys (KD).
 Other keys available upon request.
 Keying Services available. Order Separately.

Finish

See page 12-13 for Finish options.

Application

For residential or commercial application

Material

Stainless Steel/Brass

Options

Trim	Door Thickness	Fixing Type
FH27..	1-3/4" or greater	Discrete
FH27..SL*	1-3/8"	Face Fixing



FH27..SL*

Note: For 1-3/8" doors, order FH27..SL Face Fixing Trim. Standard FH27 Flush Trim cannot be installed on 1-3/8" doors.

FH2700 Flush Pull Only	FH2703* Flush Pull w/ Cylinder Hole	FH2782* Flush Pull w/ TT08 Thumbturn	FH2792 Flush Pull w/ TT09 Thumbturn	FH2704 Flush Pull w/ Thumbturn Release
Also Available: FH2700SL	* Not available with SL		Also Available: FH2792SL	Also Available: FH2704SL